

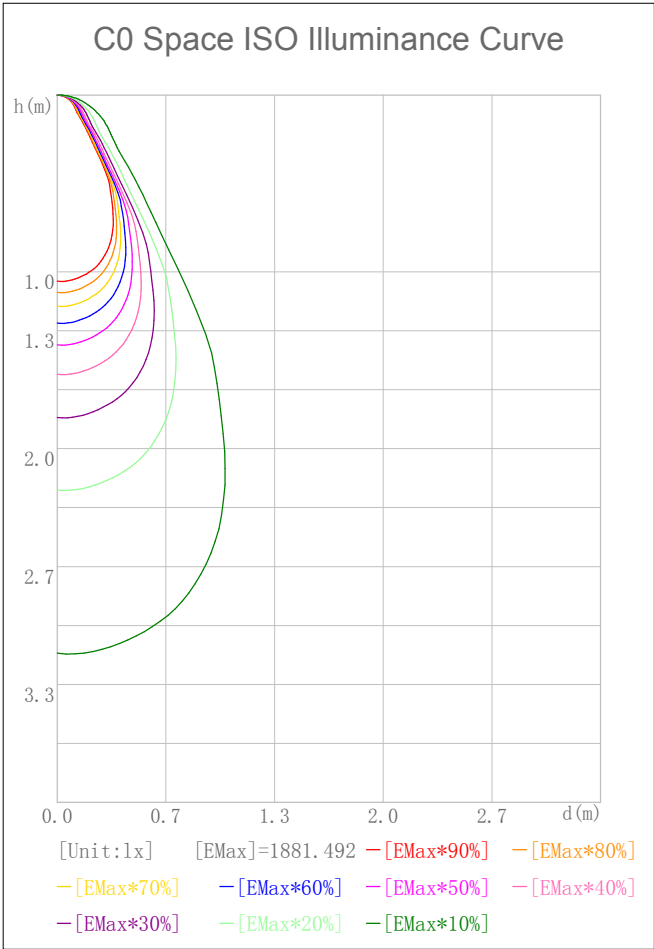
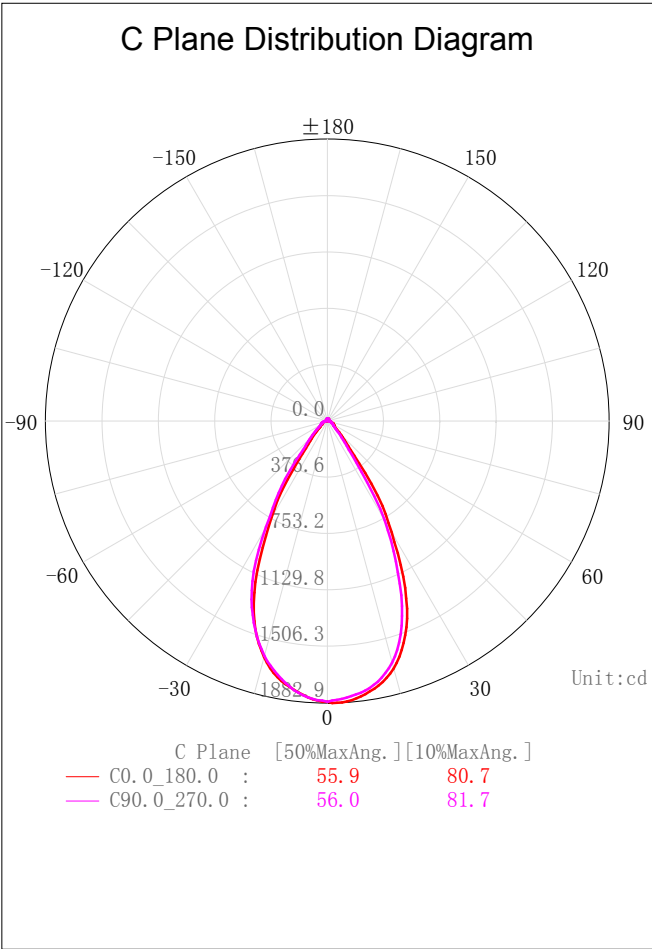
Indoor Luminaire Photometric Data

Description Information

Luminary Name: TR04-25-XX-01 2700K RA90 60D		Lum. Catalog:	Test ID: QIU MEI
Lamp Name:		Lamp Catalog: LED	Test Date: 2019/09/12
Manufacture: Shenzhen Norming Lighting Co., Ltd		Shld.Ang(°):	Test Machine:GON-2000
Test Lab: Quality Department		Frequency(Hz):	Lamp CCT(K): Ra:
Lum.Size(W*L*H):0.060m*0.060m*0.250m		Lum.Area(m2):0.019	Lum.W(kg): 0.000
Test System: C, γ	Test Step: C=90.0 γ=1.0	Temp.(°C): 25	Humidity(%): 50.0

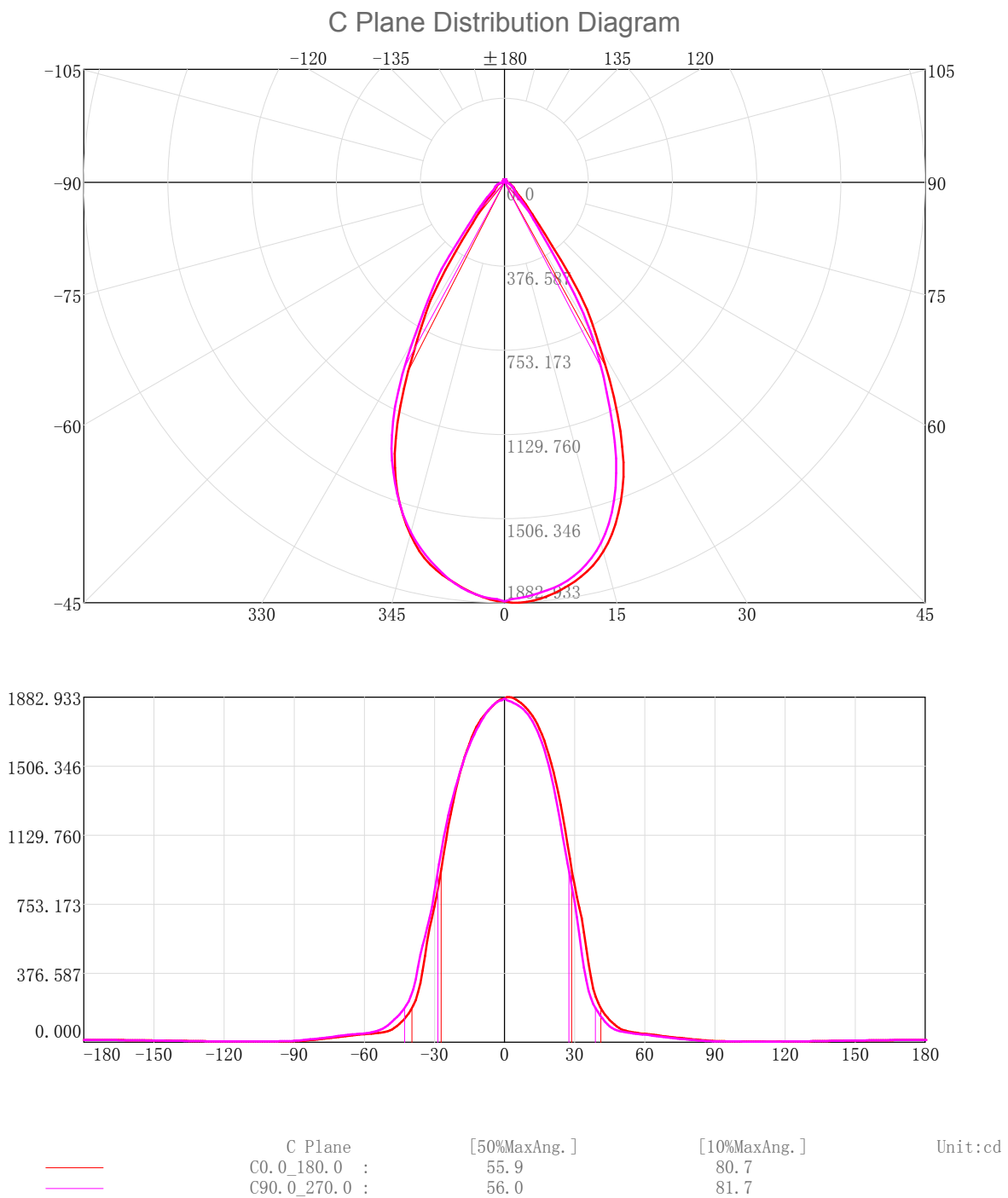
Character Parameter

Lamp Speciality Parameter		Luminaire Speciality Parameter	
Rated Flux(lm): 1704.760	Luminary Flux(lm): 1704.758	Field Angle(10%Imax): 80.7(°)	
Rated Power(W):	Luminary Efficiency: 100.00%	Down Lumens&Percent: 1659.180lm 97.33%	
Rated Voltage(V):	Luminary EER(lm/W): 70.972	Up Lumens&Percent: 45.578lm 2.67%	
Tested Power(W): 24.020	Max. Candela(cd): 1882.933	S/MH: C0_a180=0.894 C90_270=0.884	
Lamps' Inside: 1	Max Cand@Ang.(°): C=0.0 γ=2.0	CIE Type: Semi-Direct	
Tested Electrics(V, A, pf):239.8, 0.101, 0.984		ErP Φuse(90°): 1473.007lm	
Lamp Size(W*L*H):0.060m*0.060m*0.250m		IRF(%): 247.945	
		Left=-27.1°, Right=28.8°	



2D Plane Light Intensity Distribution Curve

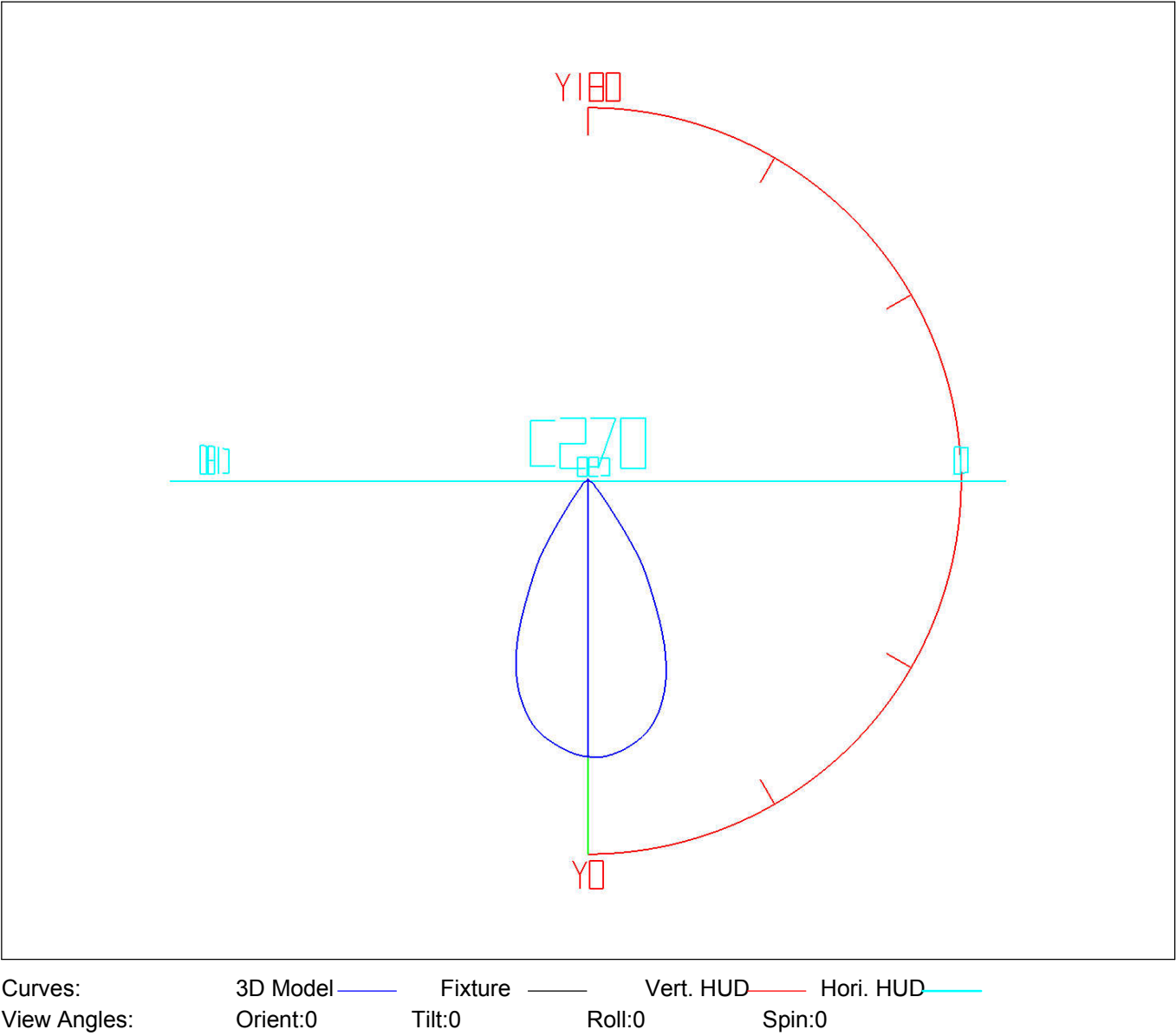
Lum. Name:TR04-25-XX-01 2700K RA90 60D	Lum. Catelog:	Test ID:QIU MEI
Lamp Name:	Lamp Catelog:LED	Test Lab:Quality Department
Manufacture:Shenzhen Norming Lighting Co., Ltd	Test Machine:GON-2000	Test Date:2019/09/12



3D Light Intensity Distribution Modal

Lum. Name:TR04-25-XX-01 2700K RA90 60D	Lum. Catelog:	Test ID:QIU MEI
Lamp Name:	Lamp Catelog:LED	Test Lab:Quality Department
Manufacture:Shenzhen Norming Lighting Co., Ltd	Test Machine:GON-2000	Test Date:2019/09/12

3D Light Intensity Distribution Modal



**Photometric Filename:TR04-25-XX-01 2700K RA90 60D.IES**

## Zonal Flux Tabulation

Zone(γ)	Zone Flux (1m)	Sums Flux (1m)	Zone%Lamp	Sums%Lamp	Zone(γ)	Zone Flux (1m)	Sums Flux (1m)	Zone%Lamp	Sums%Lamp
0.0-1.0	1.79	1.79	0.11	0.11	47.0-48.0	7.22	1519.36	0.42	89.12
1.0-2.0	5.37	7.16	0.32	0.42	48.0-49.0	6.67	1526.03	0.39	89.52
2.0-3.0	8.93	16.09	0.52	0.94	49.0-50.0	6.20	1532.23	0.36	89.88
3.0-4.0	12.45	28.54	0.73	1.67	50.0-51.0	5.84	1538.07	0.34	90.22
4.0-5.0	15.93	44.47	0.93	2.61	51.0-52.0	5.53	1543.60	0.32	90.55
5.0-6.0	19.36	63.83	1.14	3.74	52.0-53.0	5.30	1548.90	0.31	90.86
6.0-7.0	22.72	86.55	1.33	5.08	53.0-54.0	5.11	1554.00	0.30	91.16
7.0-8.0	26.02	112.57	1.53	6.60	54.0-55.0	4.94	1558.94	0.29	91.45
8.0-9.0	29.23	141.80	1.71	8.32	55.0-56.0	4.80	1563.75	0.28	91.73
9.0-10.0	32.35	174.15	1.90	10.22	56.0-57.0	4.68	1568.43	0.27	92.00
10.0-11.0	35.35	209.50	2.07	12.29	57.0-58.0	4.58	1573.01	0.27	92.27
11.0-12.0	38.24	247.75	2.24	14.53	58.0-59.0	4.49	1577.50	0.26	92.53
12.0-13.0	40.99	288.73	2.40	16.94	59.0-60.0	4.40	1581.90	0.26	92.79
13.0-14.0	43.56	332.29	2.56	19.49	60.0-61.0	4.32	1586.22	0.25	93.05
14.0-15.0	45.94	378.23	2.69	22.19	61.0-62.0	4.25	1590.47	0.25	93.30
15.0-16.0	48.10	426.33	2.82	25.01	62.0-63.0	4.16	1594.63	0.24	93.54
16.0-17.0	50.04	476.36	2.94	27.94	63.0-64.0	4.06	1598.69	0.24	93.78
17.0-18.0	51.71	528.08	3.03	30.98	64.0-65.0	3.96	1602.65	0.23	94.01
18.0-19.0	53.11	581.19	3.12	34.09	65.0-66.0	3.84	1606.50	0.23	94.24
19.0-20.0	54.22	635.41	3.18	37.27	66.0-67.0	3.72	1610.21	0.22	94.45
20.0-21.0	54.99	690.40	3.23	40.50	67.0-68.0	3.59	1613.80	0.21	94.66
21.0-22.0	55.43	745.83	3.25	43.75	68.0-69.0	3.46	1617.26	0.20	94.87
22.0-23.0	55.46	801.29	3.25	47.00	69.0-70.0	3.32	1620.58	0.19	95.06
23.0-24.0	55.03	856.31	3.23	50.23	70.0-71.0	3.19	1623.77	0.19	95.25
24.0-25.0	54.17	910.48	3.18	53.41	71.0-72.0	3.05	1626.82	0.18	95.43
25.0-26.0	52.93	963.41	3.10	56.51	72.0-73.0	2.91	1629.73	0.17	95.60
26.0-27.0	51.33	1014.74	3.01	59.52	73.0-74.0	2.77	1632.50	0.16	95.76
27.0-28.0	49.37	1064.11	2.90	62.42	74.0-75.0	2.63	1635.13	0.15	95.92
28.0-29.0	47.17	1111.27	2.77	65.19	75.0-76.0	2.49	1637.63	0.15	96.06
29.0-30.0	44.86	1156.14	2.63	67.82	76.0-77.0	2.36	1639.98	0.14	96.20
30.0-31.0	42.37	1198.50	2.49	70.30	77.0-78.0	2.22	1642.20	0.13	96.33
31.0-32.0	39.66	1238.17	2.33	72.63	78.0-79.0	2.09	1644.29	0.12	96.45
32.0-33.0	36.67	1274.83	2.15	74.78	79.0-80.0	1.96	1646.25	0.11	96.57
33.0-34.0	33.30	1308.13	1.95	76.73	80.0-81.0	1.82	1648.07	0.11	96.67
34.0-35.0	29.70	1337.83	1.74	78.48	81.0-82.0	1.70	1649.77	0.10	96.77
35.0-36.0	26.13	1363.96	1.53	80.01	82.0-83.0	1.57	1651.34	0.09	96.87
36.0-37.0	22.76	1386.72	1.34	81.34	83.0-84.0	1.45	1652.79	0.08	96.95
37.0-38.0	19.66	1406.38	1.15	82.50	84.0-85.0	1.33	1654.12	0.08	97.03
38.0-39.0	17.13	1423.51	1.00	83.50	85.0-86.0	1.21	1655.33	0.07	97.10
39.0-40.0	15.18	1438.69	0.89	84.39	86.0-87.0	1.10	1656.43	0.06	97.16
40.0-41.0	13.64	1452.33	0.80	85.19	87.0-88.0	1.00	1657.43	0.06	97.22
41.0-42.0	12.37	1464.69	0.73	85.92	88.0-89.0	0.91	1658.34	0.05	97.28
42.0-43.0	11.27	1475.96	0.66	86.58	89.0-90.0	0.84	1659.18	0.05	97.33
43.0-44.0	10.29	1486.25	0.60	87.18	90.0-91.0	0.79	1659.97	0.05	97.37
44.0-45.0	9.41	1495.66	0.55	87.73	91.0-92.0	0.76	1660.73	0.04	97.42
45.0-46.0	8.60	1504.26	0.50	88.24	92.0-93.0	0.74	1661.47	0.04	97.46
46.0-47.0	7.87	1512.14	0.46	88.70	93.0-94.0	0.72	1662.19	0.04	97.50

IES Indoor Report

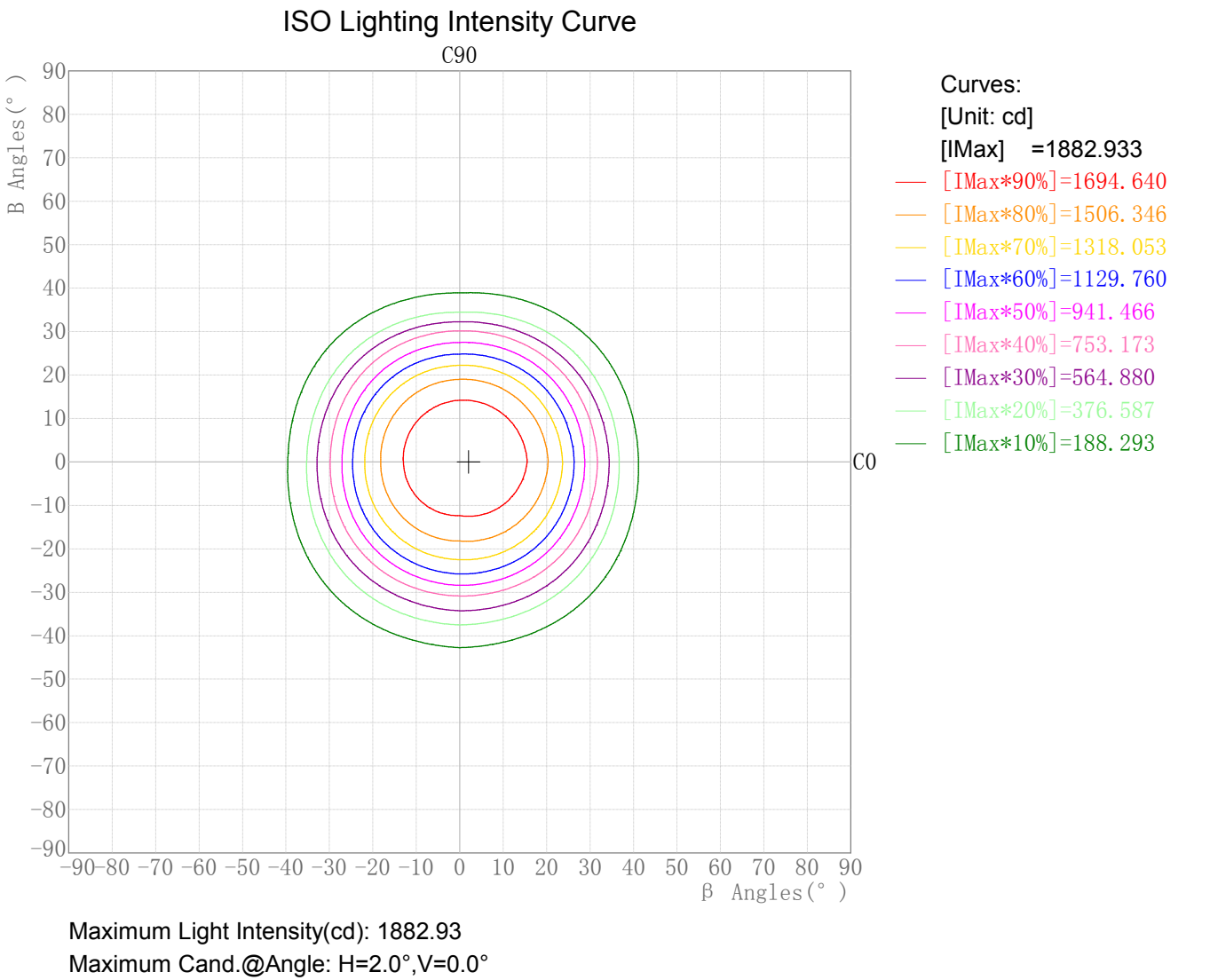
Photometric Filename:TR04-25-XX-01 2700K RA90 60D.IES

Zonal Flux Tabulation - (Cont.)

Zone ( γ )	Zone Flux (lm)	Sums Flux (lm)	Zone%Lamp	Sums%Lamp	Zone ( γ )	Zone Flux (lm)	Sums Flux (lm)	Zone%Lamp	Sums%Lamp
94. 0-95. 0	0. 70	1662. 89	0. 04	97. 54	141. 0-142. 0	0. 61	1689. 87	0. 04	99. 13
95. 0-96. 0	0. 69	1663. 58	0. 04	97. 58	142. 0-143. 0	0. 61	1690. 48	0. 04	99. 16
96. 0-97. 0	0. 67	1664. 26	0. 04	97. 62	143. 0-144. 0	0. 61	1691. 09	0. 04	99. 20
97. 0-98. 0	0. 66	1664. 92	0. 04	97. 66	144. 0-145. 0	0. 61	1691. 70	0. 04	99. 23
98. 0-99. 0	0. 65	1665. 56	0. 04	97. 70	145. 0-146. 0	0. 60	1692. 30	0. 04	99. 27
99. 0-100. 0	0. 63	1666. 20	0. 04	97. 74	146. 0-147. 0	0. 60	1692. 90	0. 04	99. 30
100. 0-101. 0	0. 62	1666. 82	0. 04	97. 77	147. 0-148. 0	0. 60	1693. 50	0. 03	99. 34
101. 0-102. 0	0. 61	1667. 43	0. 04	97. 81	148. 0-149. 0	0. 59	1694. 09	0. 03	99. 37
102. 0-103. 0	0. 60	1668. 03	0. 04	97. 85	149. 0-150. 0	0. 58	1694. 67	0. 03	99. 41
103. 0-104. 0	0. 59	1668. 62	0. 03	97. 88	150. 0-151. 0	0. 57	1695. 25	0. 03	99. 44
104. 0-105. 0	0. 58	1669. 20	0. 03	97. 91	151. 0-152. 0	0. 57	1695. 81	0. 03	99. 48
105. 0-106. 0	0. 57	1669. 76	0. 03	97. 95	152. 0-153. 0	0. 56	1696. 37	0. 03	99. 51
106. 0-107. 0	0. 56	1670. 33	0. 03	97. 98	153. 0-154. 0	0. 55	1696. 91	0. 03	99. 54
107. 0-108. 0	0. 55	1670. 88	0. 03	98. 01	154. 0-155. 0	0. 53	1697. 45	0. 03	99. 57
108. 0-109. 0	0. 55	1671. 43	0. 03	98. 04	155. 0-156. 0	0. 52	1697. 97	0. 03	99. 60
109. 0-110. 0	0. 54	1671. 97	0. 03	98. 08	156. 0-157. 0	0. 51	1698. 47	0. 03	99. 63
110. 0-111. 0	0. 54	1672. 50	0. 03	98. 11	157. 0-158. 0	0. 49	1698. 96	0. 03	99. 66
111. 0-112. 0	0. 53	1673. 03	0. 03	98. 14	158. 0-159. 0	0. 48	1699. 44	0. 03	99. 69
112. 0-113. 0	0. 53	1673. 56	0. 03	98. 17	159. 0-160. 0	0. 46	1699. 90	0. 03	99. 71
113. 0-114. 0	0. 53	1674. 09	0. 03	98. 20	160. 0-161. 0	0. 44	1700. 34	0. 03	99. 74
114. 0-115. 0	0. 52	1674. 61	0. 03	98. 23	161. 0-162. 0	0. 43	1700. 77	0. 02	99. 77
115. 0-116. 0	0. 52	1675. 13	0. 03	98. 26	162. 0-163. 0	0. 41	1701. 18	0. 02	99. 79
116. 0-117. 0	0. 52	1675. 66	0. 03	98. 29	163. 0-164. 0	0. 39	1701. 57	0. 02	99. 81
117. 0-118. 0	0. 52	1676. 18	0. 03	98. 32	164. 0-165. 0	0. 37	1701. 94	0. 02	99. 83
118. 0-119. 0	0. 52	1676. 70	0. 03	98. 35	165. 0-166. 0	0. 35	1702. 29	0. 02	99. 85
119. 0-120. 0	0. 53	1677. 23	0. 03	98. 39	166. 0-167. 0	0. 33	1702. 61	0. 02	99. 87
120. 0-121. 0	0. 53	1677. 76	0. 03	98. 42	167. 0-168. 0	0. 31	1702. 92	0. 02	99. 89
121. 0-122. 0	0. 53	1678. 29	0. 03	98. 45	168. 0-169. 0	0. 29	1703. 21	0. 02	99. 91
122. 0-123. 0	0. 54	1678. 83	0. 03	98. 48	169. 0-170. 0	0. 26	1703. 47	0. 02	99. 92
123. 0-124. 0	0. 54	1679. 37	0. 03	98. 51	170. 0-171. 0	0. 24	1703. 71	0. 01	99. 94
124. 0-125. 0	0. 54	1679. 91	0. 03	98. 54	171. 0-172. 0	0. 22	1703. 93	0. 01	99. 95
125. 0-126. 0	0. 55	1680. 46	0. 03	98. 57	172. 0-173. 0	0. 19	1704. 12	0. 01	99. 96
126. 0-127. 0	0. 55	1681. 01	0. 03	98. 61	173. 0-174. 0	0. 17	1704. 29	0. 01	99. 97
127. 0-128. 0	0. 56	1681. 57	0. 03	98. 64	174. 0-175. 0	0. 14	1704. 43	0. 01	99. 98
128. 0-129. 0	0. 56	1682. 14	0. 03	98. 67	175. 0-176. 0	0. 12	1704. 55	0. 01	99. 99
129. 0-130. 0	0. 57	1682. 71	0. 03	98. 71	176. 0-177. 0	0. 09	1704. 64	0. 01	99. 99
130. 0-131. 0	0. 58	1683. 28	0. 03	98. 74	177. 0-178. 0	0. 07	1704. 71	0. 00	100. 00
131. 0-132. 0	0. 58	1683. 86	0. 03	98. 77	178. 0-179. 0	0. 04	1704. 74	0. 00	100. 00
132. 0-133. 0	0. 59	1684. 45	0. 03	98. 81	179. 0-180. 0	0. 01	1704. 76	0. 00	100. 00
133. 0-134. 0	0. 59	1685. 04	0. 03	98. 84					
134. 0-135. 0	0. 59	1685. 63	0. 03	98. 88					
135. 0-136. 0	0. 60	1686. 23	0. 04	98. 91					
136. 0-137. 0	0. 60	1686. 83	0. 04	98. 95					
137. 0-138. 0	0. 60	1687. 44	0. 04	98. 98					
138. 0-139. 0	0. 61	1688. 04	0. 04	99. 02					
139. 0-140. 0	0. 61	1688. 65	0. 04	99. 06					
140. 0-141. 0	0. 61	1689. 26	0. 04	99. 09					

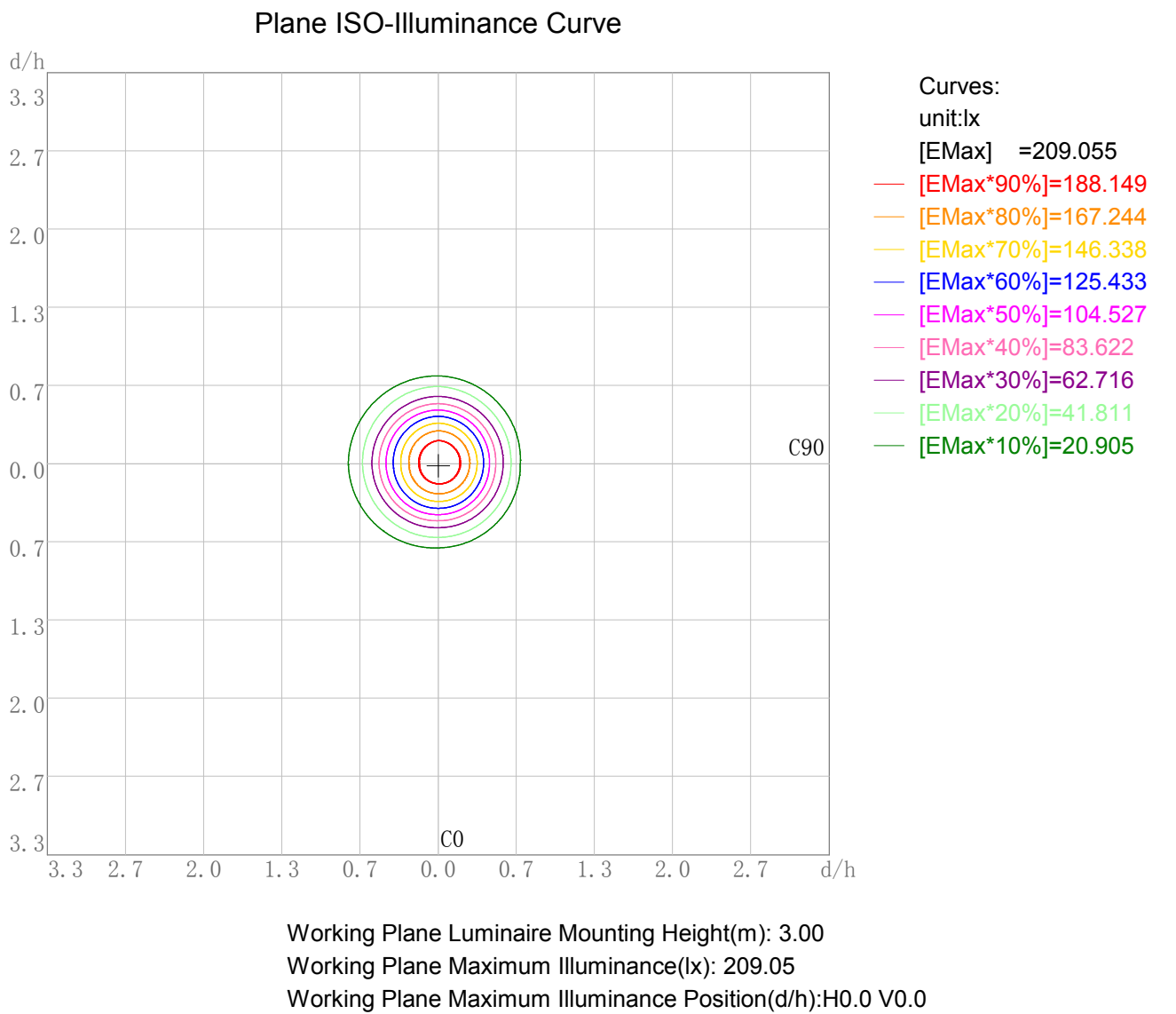
Rectangle ISO Lighting Intensity Diagram

Lum. Name:TR04-25-XX-01 2700K RA90 60D	Lum. Catelog:	Test ID:QIU MEI
Lamp Name:	Lamp Catelog:LED	Test Lab:Quality Department
Manufacture:Shenzhen Norming Lighting Co., Ltd	Test Machine:GON-2000	Test Date:2019/09/12



Plane ISO-Illuminance Diagram

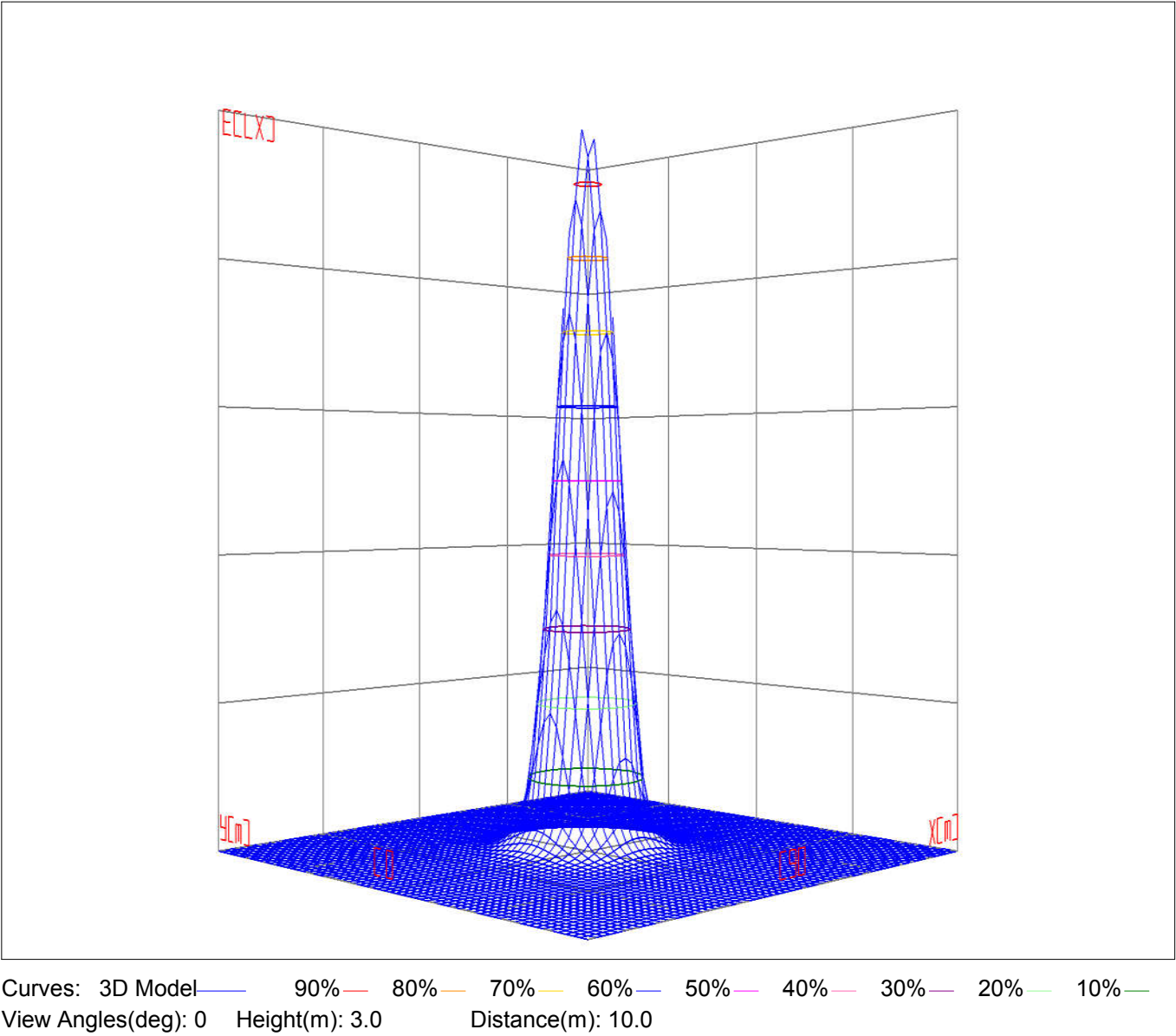
Lum. Name:TR04-25-XX-01 2700K RA90 60D	Lum. Catelog:	Test ID:QIU MEI
Lamp Name:	Lamp Catelog:LED	Test Lab:Quality Department
Manufacture:Shenzhen Norming Lighting Co., Ltd	Test Machine:GON-2000	Test Date:2019/09/12



3D Plane ISO Illuminance Diagram

Lum. Name:TR04-25-XX-01 2700K RA90 60D	Lum. Catelog:	Test ID:QIU MEI
Lamp Name:	Lamp Catelog:LED	Test Lab:Quality Department
Manufacture:Shenzhen Norming Lighting Co., Ltd	Test Machine:GON-2000	Test Date:2019/09/12

3D Plane Illuminance Modal

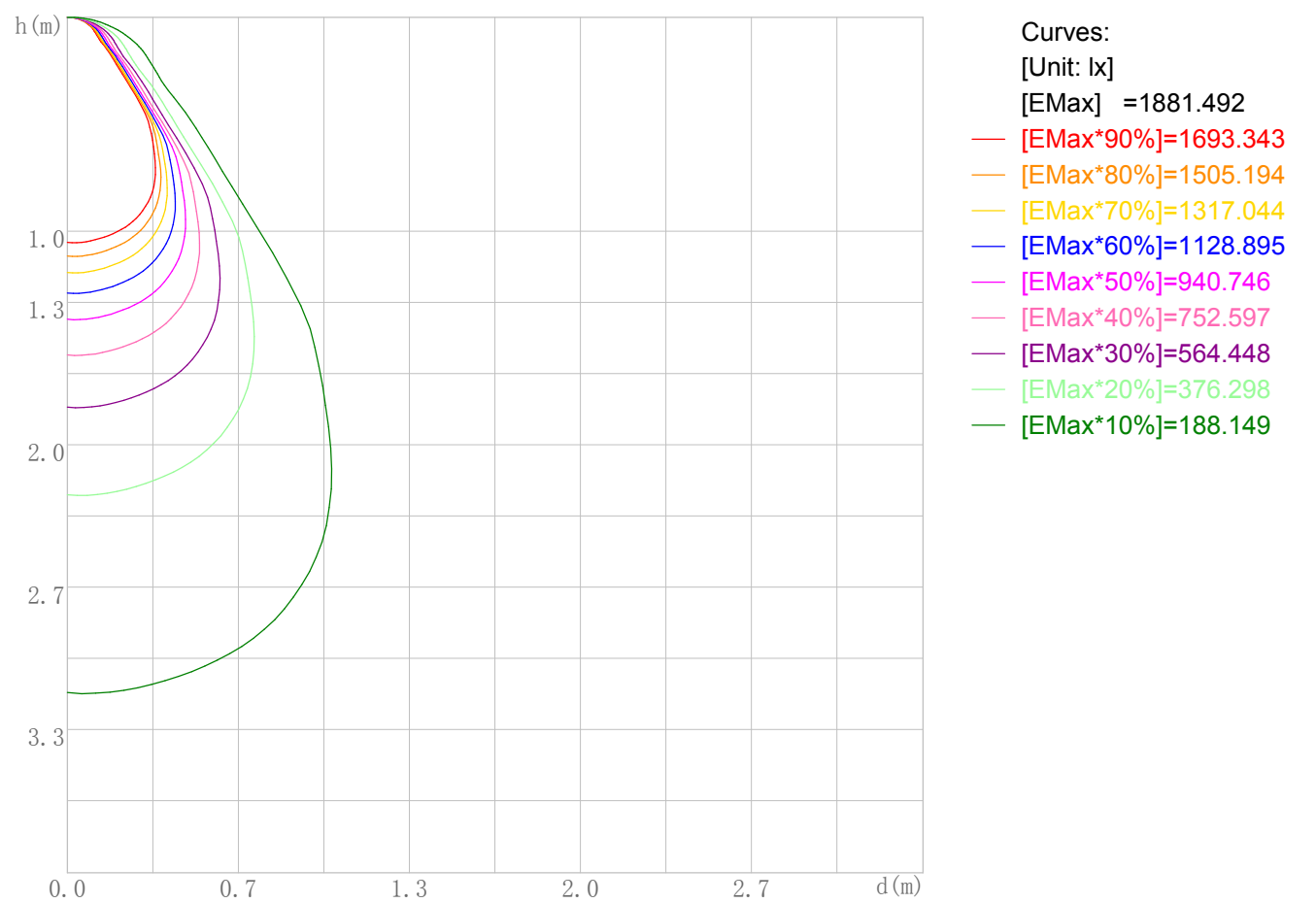




Space ISO Illuminance Diagram

Lum. Name:TR04-25-XX-01 2700K RA90 60D	Lum. Catelog:	Test ID:QIU MEI
Lamp Name:	Lamp Catelog:LED	Test Lab:Quality Department
Manufacture:Shenzhen Norming Lighting Co., Ltd	Test Machine:GON-2000	Test Date:2019/09/12

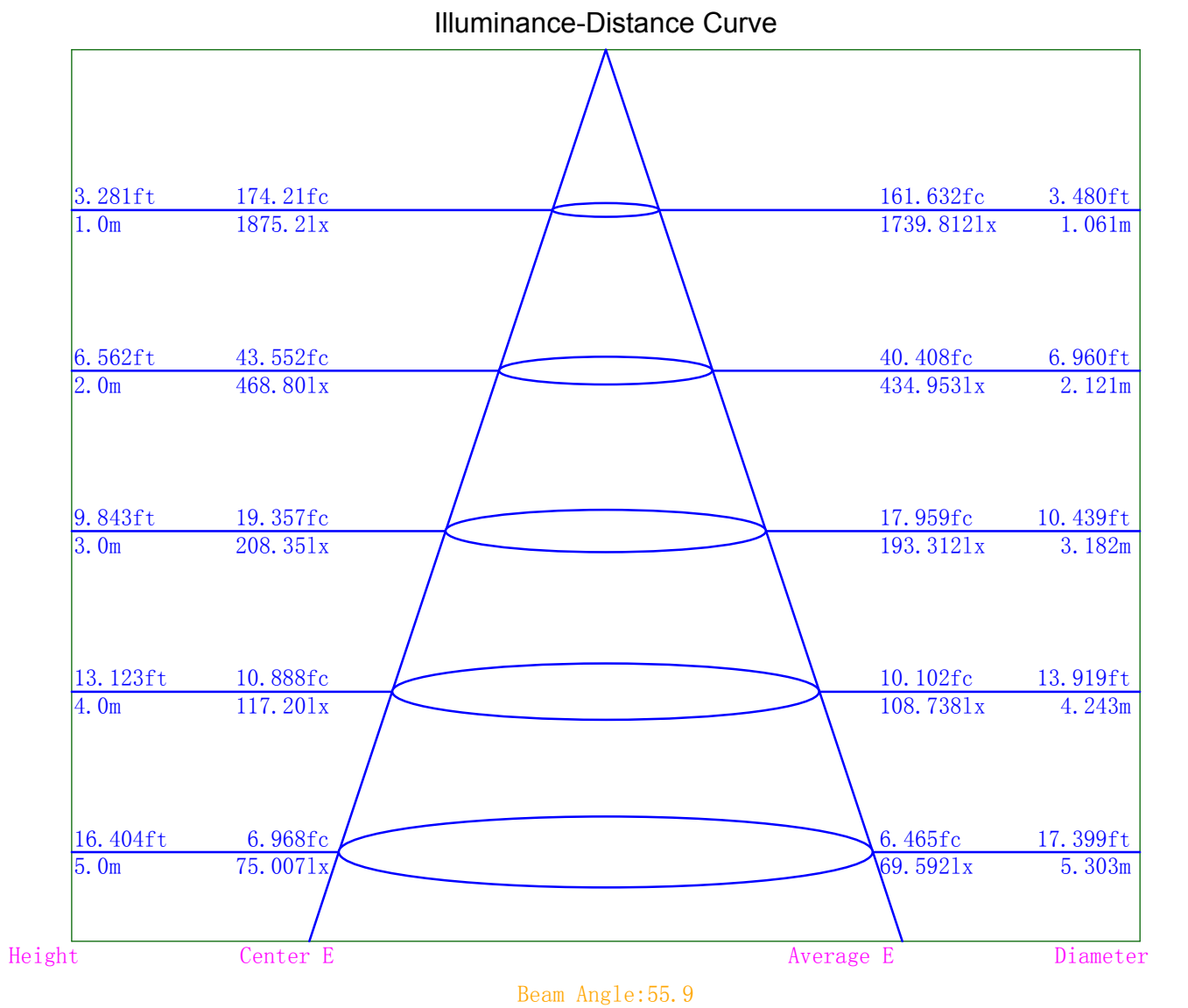
Space ISO Illuminance Curve



Space Plane Maximum Illuminance and @Angle:1881.49lx,1.0deg  
Plane Maximum Lighting Intensity and @Angle:1882.933cd,0deg

Illuminance-Distance Diagram

Lum. Name:TR04-25-XX-01 2700K RA90 60D	Lum. Catelog:	Test ID:QIU MEI
Lamp Name:	Lamp Catelog:LED	Test Lab:Quality Department
Manufacture:Shenzhen Norming Lighting Co., Ltd	Test Machine:GON-2000	Test Date:2019/09/12



Indoor Luminance Limiting Curves

Lum. Name: TR04-25-XX-01 2700K RA90 60D	Lum. Catalog:	Test ID: QIU MEI
Lamp Name:	Lamp Catalog: LED	Test Lab: Quality Department
Manufacture: Shenzhen Norming Lighting Co., Ltd	Test Machine:GON-2000	Test Date: 2019/09/12

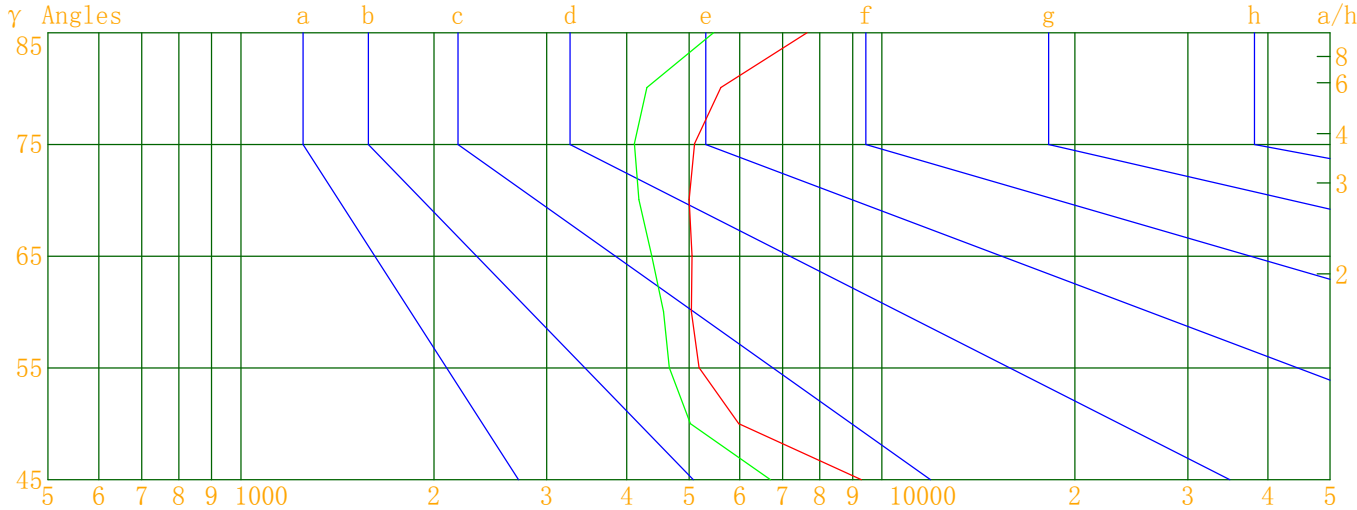
Glare Grade Table

GI	Quality	Using Illuminance							
1.15	A	2000	1000	500	<=300				
1.5	B		2000	1000	500	<=300			
1.85	C			2000	1000	500	<=300		
2.2	D				2000	1000	500	<=300	
2.55	E	a				2000	1000	500	<=300
			b	c	d	e	f	g	h

Luminance Table

Gama (deg)	45	50	55	60	65	70	75	80	85
C0	9286	5976	5187	5044	5055	5002	5104	5605	7636
C90	6703	5026	4657	4563	4373	4177	4111	4296	5459

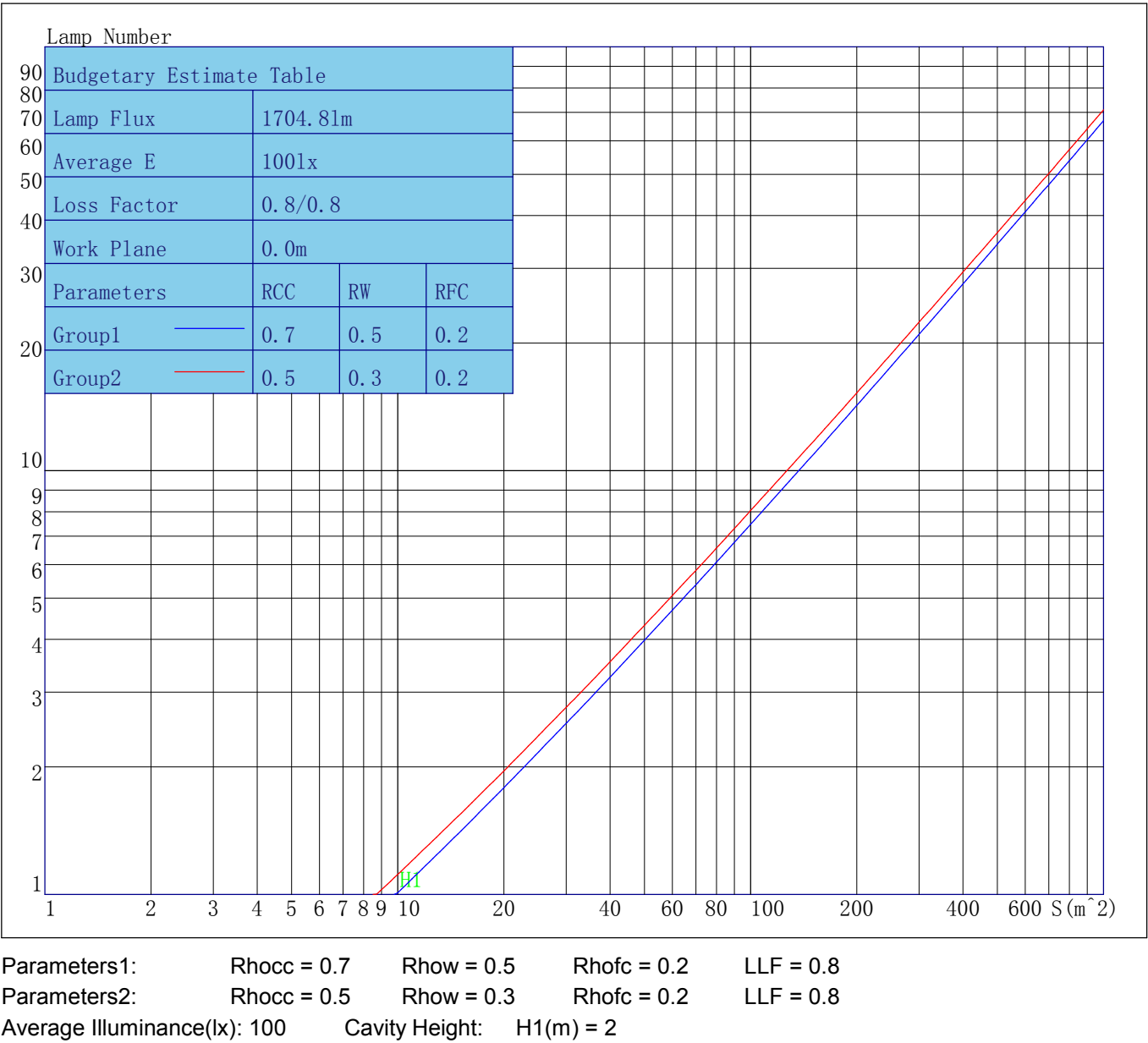
Luminance Limiting Curve



Luminous Size: Length(m)=0.060 Width(m)=0.060 Height(m)=0.250 Area(m^2)=0.018600  
Luminous Type: Without Luminous Side  
Luminous Curves: C0-C180 Color: — C90-C270 Color: —

Indoor Budgetary Estimate Table

Lum. Name:TR04-25-XX-01 2700K RA90 60D	Lum. Catelog:	Test ID:QIU MEI
Lamp Name:	Lamp Catelog:LED	Test Lab:Quality Department
Manufacture:Shenzhen Norming Lighting Co., Ltd	Test Machine:GON-2000	Test Date:2019/09/12



Indoor Coefficient of Utilization Table

Lum. Name:TR04-25-XX-01 2700K RA90 60D	Lum. Catelog:	Test ID:QIU MEI
Lamp Name:	Lamp Catelog:LED	Test Lab:Quality Department
Manufacture:Shenzhen Norming Lighting Co., Ltd	Test Machine:GON-2000	Test Date:2019/09/12

Coefficients of Utilization – Zonal Cavity Method																		
Coef.	Effective Floor Cavity Reflectance RFC=0.20																	
RhoCC (%)	80				70				50			30			10			0
RhoW (%)	70	50	30	10	70	50	30	10	50	30	10	50	30	10	50	30	10	0
RCR	Coefficient of Utilization(%)																	
0	118	118	118	118	115	115	115	115	110	110	110	104	104	104	100	100	100	97
1	112	109	106	104	109	106	104	102	102	100	98	98	96	95	94	93	91	89
2	106	100	96	92	103	99	94	91	95	91	89	91	89	86	88	86	84	82
3	100	93	88	83	98	92	87	83	88	84	81	86	82	79	83	80	78	76
4	95	87	81	76	93	85	80	76	83	78	74	80	76	73	78	75	72	70
5	90	81	75	70	88	80	74	70	78	73	69	76	71	68	74	70	67	66
6	85	76	70	65	84	75	69	65	73	68	64	71	67	63	70	66	63	61
7	81	71	65	61	79	70	65	60	69	64	60	67	63	59	66	62	59	57
8	77	67	61	57	76	66	61	56	65	60	56	64	59	56	63	58	55	54
9	73	63	57	53	72	63	57	53	62	56	53	60	56	52	59	55	52	51
10	70	60	54	50	69	59	54	50	58	53	50	57	53	49	57	52	49	48

Unified Glare Rating Table

Lum. Name: TR04-25-XX-01 2700K RA90 60D	Lum. Catalog:	Test ID: QIU MEI
Lamp Name:	Lamp Catalog: LED	Test Lab: Quality Department
Manufacture: Shenzhen Norming Lighting Co., Ltd	Test Machine:GON-2000	Test Date: 2019/09/12

Unified Glare Rating Table

Ceiling RCC	0.70	0.70	0.50	0.50	0.30	0.70	0.70	0.50	0.50	0.30
Wall RW	0.50	0.30	0.50	0.30	0.30	0.50	0.30	0.50	0.30	0.30
Floor RFC	0.20	0.20	0.20	0.20	0.20	0.20	0.20	0.20	0.20	0.20
Room Size	Vewed crosswise					Vewed endwise				
X=2H    Y=2H	16.6	17.7	17.0	18.0	18.4	15.2	16.3	15.6	16.7	17.1
	17.2	18.1	17.6	18.5	18.9	15.9	16.8	16.3	17.2	17.6
	17.5	18.4	18.0	18.8	19.3	16.2	17.1	16.7	17.5	18.0
	17.9	18.7	18.3	19.1	19.6	16.5	17.4	17.0	17.8	18.2
	18.1	18.8	18.5	19.3	19.8	16.7	17.5	17.2	17.9	18.4
	18.3	19.0	18.8	19.4	19.9	16.9	17.6	17.3	18.0	18.5
X=4H    Y=2H	16.7	17.5	17.1	17.9	18.4	15.4	16.3	15.8	16.7	17.1
	17.5	18.2	17.9	18.7	19.1	16.3	17.0	16.7	17.5	17.9
	18.0	18.6	18.4	19.1	19.6	16.8	17.4	17.2	17.9	18.4
	18.5	19.1	19.0	19.6	20.1	17.3	17.8	17.8	18.3	18.9
	18.8	19.3	19.3	19.8	20.4	17.5	18.0	18.0	18.5	19.1
	19.1	19.6	19.6	20.1	20.6	17.7	18.2	18.3	18.7	19.3
X=8H    Y=4H	18.1	18.7	18.6	19.2	19.7	17.0	17.5	17.5	18.0	18.5
	18.8	19.3	19.4	19.8	20.4	17.6	18.1	18.2	18.6	19.2
	19.2	19.6	19.8	20.2	20.8	18.0	18.4	18.5	18.9	19.5
	19.7	20.1	20.3	20.6	21.2	18.4	18.7	18.9	19.2	19.9
X=12H    Y=4H	18.1	18.6	18.7	19.1	19.7	17.0	17.4	17.5	18.0	18.5
	18.9	19.3	19.5	19.8	20.4	17.7	18.1	18.3	18.6	19.2
	19.4	19.7	20.0	20.3	20.9	18.1	18.5	18.7	19.0	19.6
Variations with the objerver position at spacings										
S=1.0H	0.2/-0.2					0.3/-0.3				
S=1.5H	0.5/-0.5					0.6/-0.6				
S=2.0H	0.5/-0.6					0.7/-0.8				
Reduced UGR Table:										
Nordic Standard Table:	BK0					BK0				
Correction Value	2.2					2.2				

o the CIE Pub.117, data has been corrected, refers to the lamp's lumens 8.2flm.

Candela Tabulation

V/H	C0.0	C90.0	C180.0	C270.0
γ 0.0	1875.18	1875.18	1875.18	1875.18
γ 1.0	1882.35	1865.91	1874.46	1866.65
γ 2.0	1882.93	1862.13	1867.62	1863.81
γ 3.0	1881.06	1857.21	1859.10	1857.63
γ 4.0	1877.07	1850.89	1848.20	1848.84
γ 5.0	1870.24	1843.57	1835.64	1838.07
γ 6.0	1861.26	1836.13	1822.80	1825.50
γ 7.0	1851.87	1827.74	1808.49	1810.07
γ 8.0	1840.07	1817.57	1794.25	1792.37
γ 9.0	1827.33	1804.38	1779.09	1772.03
γ 10.0	1813.41	1789.24	1761.69	1749.91
γ 11.0	1797.67	1771.42	1742.22	1727.34
γ 12.0	1780.07	1750.40	1720.10	1703.98
γ 13.0	1760.32	1726.95	1694.18	1678.27
γ 14.0	1737.14	1700.56	1663.53	1651.30
γ 15.0	1710.34	1669.67	1630.38	1621.44
γ 16.0	1680.20	1635.49	1594.46	1588.63
γ 17.0	1645.74	1597.84	1556.35	1553.38
γ 18.0	1607.48	1554.40	1515.61	1515.09
γ 19.0	1566.63	1506.73	1470.94	1474.47
γ 20.0	1522.78	1453.84	1421.32	1432.16
γ 21.0	1474.05	1394.48	1368.52	1388.62
γ 22.0	1421.49	1333.55	1309.64	1342.99
γ 23.0	1362.03	1264.03	1244.83	1293.97
γ 24.0	1296.28	1189.62	1178.31	1237.96
γ 25.0	1229.56	1116.10	1102.39	1179.19
γ 26.0	1155.11	1043.51	1026.11	1116.98
γ 27.0	1079.43	976.43	948.90	1045.37
γ 28.0	1001.01	906.63	869.43	972.33
γ 29.0	924.94	836.22	802.78	897.85
γ 30.0	858.92	766.84	740.47	818.61
γ 31.0	795.44	684.85	683.18	741.43
γ 32.0	735.05	589.83	626.17	681.65
γ 33.0	676.97	486.91	553.00	628.78
γ 34.0	600.47	407.13	471.12	577.43
γ 35.0	510.51	337.52	391.87	528.62
γ 36.0	430.21	281.00	323.60	478.91
γ 37.0	354.26	240.78	271.99	411.10
γ 38.0	293.55	210.24	230.63	343.91
γ 39.0	250.72	185.63	201.72	290.58
γ 40.0	217.54	165.00	177.68	252.33
γ 41.0	191.78	145.99	157.37	223.95
γ 42.0	170.29	129.31	140.69	202.38
γ 43.0	151.77	113.47	125.44	183.64
γ 44.0	136.35	100.20	112.41	167.08
γ 45.0	122.13	88.16	100.63	152.11
γ 46.0	110.06	78.72	89.87	138.21

Candela Tabulation - (Cont.)

V/H	C0.0	C90.0	C180.0	C270.0
γ 47.0	97.78	71.55	79.98	125.78
γ 48.0	87.49	66.92	71.46	113.88
γ 49.0	78.23	63.23	65.31	102.82
γ 50.0	71.44	60.09	61.22	92.82
γ 51.0	66.87	57.65	58.31	83.32
γ 52.0	63.35	55.25	55.61	75.55
γ 53.0	60.28	53.30	53.79	69.80
γ 54.0	57.49	51.45	52.02	65.24
γ 55.0	55.34	49.68	50.69	60.86
γ 56.0	53.22	48.21	49.41	57.78
γ 57.0	51.52	46.77	48.20	54.61
γ 58.0	49.81	45.29	47.20	52.63
γ 59.0	48.34	43.86	46.23	50.65
γ 60.0	46.90	42.44	45.22	49.13
γ 61.0	45.43	41.00	44.23	48.05
γ 62.0	44.04	39.47	43.20	47.04
γ 63.0	42.67	37.74	41.98	46.05
γ 64.0	41.30	36.02	40.53	45.04
γ 65.0	39.74	34.38	38.98	43.96
γ 66.0	38.08	32.73	37.47	42.71
γ 67.0	36.46	31.13	35.94	41.25
γ 68.0	34.90	29.56	34.40	39.73
γ 69.0	33.35	28.06	32.84	38.20
γ 70.0	31.82	26.57	31.27	36.65
γ 71.0	30.31	25.15	29.71	35.10
γ 72.0	28.82	23.73	28.18	33.53
γ 73.0	27.39	22.37	26.65	31.93
γ 74.0	25.97	21.06	25.13	30.36
γ 75.0	24.57	19.79	23.64	28.79
γ 76.0	23.21	18.53	22.19	27.25
γ 77.0	21.89	17.32	20.76	25.73
γ 78.0	20.58	16.13	19.38	24.24
γ 79.0	19.33	14.99	18.02	22.77
γ 80.0	18.10	13.88	16.68	21.32
γ 81.0	16.90	12.79	15.38	19.92
γ 82.0	15.73	11.76	14.14	18.54
γ 83.0	14.58	10.75	12.91	17.19
γ 84.0	13.45	9.77	11.76	15.87
γ 85.0	12.38	8.85	10.64	14.59
γ 86.0	11.34	7.97	9.59	13.35
γ 87.0	10.32	7.15	8.57	12.15
γ 88.0	9.35	6.72	7.62	10.99
γ 89.0	8.40	6.57	6.95	9.88
γ 90.0	7.59	6.44	6.78	8.82
γ 91.0	7.34	6.30	6.63	7.83
γ 92.0	7.15	6.18	6.49	7.41
γ 93.0	6.99	6.05	6.36	7.22



Candela Tabulation - (Cont.)

V/H	C0.0	C90.0	C180.0	C270.0
γ 94.0	6.83	5.93	6.25	7.05
γ 95.0	6.67	5.81	6.13	6.90
γ 96.0	6.53	5.71	6.02	6.74
γ 97.0	6.39	5.61	5.92	6.60
γ 98.0	6.27	5.52	5.82	6.47
γ 99.0	6.15	5.43	5.72	6.34
γ 100.0	6.04	5.35	5.64	6.24
γ 101.0	5.91	5.27	5.56	6.12
γ 102.0	5.81	5.21	5.50	6.02
γ 103.0	5.71	5.13	5.43	5.94
γ 104.0	5.62	5.07	5.38	5.85
γ 105.0	5.54	5.03	5.33	5.76
γ 106.0	5.47	4.99	5.30	5.69
γ 107.0	5.40	4.95	5.27	5.63
γ 108.0	5.34	4.92	5.25	5.58
γ 109.0	5.29	4.90	5.24	5.53
γ 110.0	5.25	4.90	5.24	5.51
γ 111.0	5.21	4.89	5.25	5.48
γ 112.0	5.20	4.91	5.27	5.46
γ 113.0	5.17	4.92	5.29	5.46
γ 114.0	5.18	4.96	5.33	5.47
γ 115.0	5.19	4.99	5.38	5.49
γ 116.0	5.21	5.05	5.44	5.51
γ 117.0	5.23	5.10	5.50	5.56
γ 118.0	5.27	5.18	5.58	5.60
γ 119.0	5.33	5.26	5.66	5.66
γ 120.0	5.39	5.34	5.75	5.72
γ 121.0	5.46	5.43	5.87	5.81
γ 122.0	5.54	5.54	5.97	5.90
γ 123.0	5.63	5.65	6.10	5.99
γ 124.0	5.73	5.78	6.23	6.10
γ 125.0	5.85	5.91	6.36	6.22
γ 126.0	5.97	6.06	6.51	6.34
γ 127.0	6.09	6.20	6.66	6.47
γ 128.0	6.23	6.35	6.82	6.61
γ 129.0	6.37	6.51	6.99	6.76
γ 130.0	6.52	6.67	7.16	6.92
γ 131.0	6.68	6.83	7.34	7.07
γ 132.0	6.85	7.00	7.51	7.24
γ 133.0	7.02	7.18	7.72	7.40
γ 134.0	7.19	7.35	7.90	7.59
γ 135.0	7.36	7.54	8.08	7.76
γ 136.0	7.54	7.73	8.28	7.94
γ 137.0	7.72	7.91	8.48	8.12
γ 138.0	7.92	8.11	8.68	8.31
γ 139.0	8.11	8.31	8.89	8.50
γ 140.0	8.30	8.50	9.09	8.69

Candela Tabulation - (Cont.)

V/H	C0.0	C90.0	C180.0	C270.0
γ 141.0	8.49	8.70	9.29	8.89
γ 142.0	8.69	8.90	9.50	9.08
γ 143.0	8.89	9.10	9.70	9.27
γ 144.0	9.09	9.30	9.90	9.47
γ 145.0	9.28	9.49	10.09	9.66
γ 146.0	9.48	9.69	10.28	9.84
γ 147.0	9.67	9.89	10.47	10.03
γ 148.0	9.87	10.08	10.65	10.22
γ 149.0	10.05	10.26	10.83	10.40
γ 150.0	10.24	10.44	11.00	10.56
γ 151.0	10.41	10.63	11.16	10.74
γ 152.0	10.59	10.80	11.33	10.90
γ 153.0	10.75	10.97	11.47	11.06
γ 154.0	10.92	11.13	11.62	11.19
γ 155.0	11.08	11.29	11.77	11.34
γ 156.0	11.23	11.44	11.89	11.47
γ 157.0	11.38	11.58	12.02	11.59
γ 158.0	11.52	11.74	12.14	11.72
γ 159.0	11.68	11.88	12.27	11.85
γ 160.0	11.81	12.02	12.40	11.96
γ 161.0	11.96	12.15	12.51	12.09
γ 162.0	12.09	12.29	12.63	12.21
γ 163.0	12.22	12.42	12.74	12.33
γ 164.0	12.36	12.54	12.86	12.43
γ 165.0	12.49	12.66	12.97	12.54
γ 166.0	12.61	12.78	13.08	12.65
γ 167.0	12.75	12.90	13.18	12.77
γ 168.0	12.86	13.01	13.28	12.87
γ 169.0	12.98	13.11	13.38	12.99
γ 170.0	13.10	13.21	13.45	13.09
γ 171.0	13.21	13.30	13.53	13.18
γ 172.0	13.31	13.38	13.62	13.27
γ 173.0	13.41	13.47	13.70	13.34
γ 174.0	13.49	13.54	13.76	13.42
γ 175.0	13.57	13.61	13.82	13.50
γ 176.0	13.64	13.67	13.86	13.57
γ 177.0	13.70	13.72	13.90	13.63
γ 178.0	13.76	13.75	13.92	13.69
γ 179.0	13.79	13.77	13.94	13.73
γ 180.0	13.84	13.84	13.84	13.84